



Presorted  
Standard U.S.  
Postage

**PAID**

Los Angeles, CA  
Permit No 3564

## Your power choices.



Choose the energy source and rate plan that's right for you.

Each year Clean Power Alliance and Southern California Edison provide you the opportunity to compare your rate choices and the sources of your energy and select the option that best suits you and your family.

For more information: call Clean Power Alliance at 888-585-3788 or visit [cleanpoweralliance.org](http://cleanpoweralliance.org), or call Southern California Edison at 800-974-2356 or visit [sce.com/cca](http://sce.com/cca).

# Understanding your energy choices.



You can make a comparison between Clean Power Alliance and SCE rates and see the energy mix of each to decide which service and rate works for you. The charts below illustrate the estimated electricity costs for a representative residential CARE customer with an average monthly energy use of 569 kilowatt hours (kWh). This comparison is based on Clean Power Alliance rates approved by its Board of Directors at a duly-noticed public meeting and effective as of July 1, 2023. SCE rate options are based on rates effective June 1, 2023. Both Clean Power Alliance and SCE's rates are subject to change.

2023 Schedule Domestic-CARE Comparison	 SOUTHERN CALIFORNIA EDISON®	 CLEAN POWER ALLIANCE		
	SCE Base Rate	CPA Lean Power	CPA Clean Power	CPA 100% Green Power
Generation Rate (\$/kWh)	\$0.16503	\$0.15093	\$0.15429	\$0.16776
SCE Delivery Rate (\$/kWh)	\$0.07575	\$0.07575	\$0.07575	\$0.07575
Surcharges (\$/kWh)	\$0.00000	-\$0.00306	-\$0.00306	-\$0.00306
Total Costs (\$/kWh)	\$0.24078	\$0.22362	\$0.22698	\$0.24045
Average Monthly Bill (\$)	\$137.00	\$127.24	\$129.15	\$136.82

**Generation Rate** reflects the cost of producing or purchasing electricity to power your residence. This rate will vary depending on your service provider and rate plan.

**SCE Delivery Rate** is a charge assessed by SCE to deliver electricity to your residence. This rate depends on usage.

**Surcharges** represent the Cost Responsibility Surcharge (CRS) and Franchise Fee (FF) that are applicable to Community Choice Aggregation (CCA) customers and SCE customers that elect a Green Rate. The CRS is a surcharge to recover costs associated with power purchases made on behalf of customers, prior to a customer's switch to a CCA or SCE Green Rate. The FF recovers taxes owed to a city in exchange for allowing SCE to utilize electrical distribution lines throughout the property of the city. SCE acts as the collection agency for the FF surcharge which is levied by cities and counties for all customers.

2022 Electric Power Generation Mix <sup>1</sup>	 SOUTHERN CALIFORNIA EDISON®	 CLEAN POWER ALLIANCE		
	SCE Base Rate	CPA Lean Power	CPA Clean Power	CPA 100% Green Power
Specific Purchases	Percent of Total Retail Sales (kWh)			
Renewable	33.2%	0.0%	40.1%	100.0%
Biomass & biowaste	0.1%	0.0%	8.1%	0.0%
Geothermal	5.7%	0.0%	12.0%	0.0%
Eligible hydroelectric	0.5%	0.0%	0.9%	0.0%
Solar	17.0%	0.0%	3.3%	62.3%
Wind	9.8%	0.0%	15.9%	37.7%
Coal	0.0%	0.0%	0.0%	0.0%
Large hydroelectric	3.4%	40.0%	20.4%	0.0%
Natural gas	24.7%	0.0%	0.0%	0.0%
Nuclear	8.3%	0.0%	0.0%	0.0%
Other	0.1%	0.0%	0.0%	0.0%
Unspecified Power <sup>2</sup>	30.3%	60.0%	39.4%	0.0%
Total	100.0%	100.0%	100.0%	100.0%

1. Based on SCE and CPA 2022 data provided through the California Energy Commission's Power Source Disclosure program.  
2. Unspecified sources of power mean electricity from transactions that are not traceable to specific generation sources.

If you need assistance to find out your current rate or if you have further questions, please contact Clean Power Alliance at [cleanpoweralliance.org](https://cleanpoweralliance.org) or (888) 585-3788 and SCE at [sce.com/cca](https://sce.com/cca) or (800) 974-2356.