



Presorted
Standard U.S.
Postage
PAID
Los Angeles, CA
Permit No 3564

Your power choices.



Choose the energy source and rate plan that's right for you.

Each year Clean Power Alliance and Southern California Edison (SCE) provide you the opportunity to compare your rate choices and the sources of your energy and select the option that best suits you and your family.

For more information: call Clean Power Alliance at 888-585-3788 or visit cleanpoweralliance.org, or call SCE at 800-974-2356 or visit sce.com/cca.

Understanding your energy choices.

You can make a comparison between Clean Power Alliance and SCE rates and see the energy mix of each to decide which service and rate works for you. The charts below illustrate the estimated electricity costs for a typical residential customer with an average monthly energy use of 564 kilowatt hours (kWh). This comparison is based on Clean Power Alliance rates approved by its Board of Directors and effective as of October 1, 2022. SCE rate options are based on rates effective June 1, 2022. Both Clean Power Alliance and SCE's rates are subject to change.

2022 Schedule Domestic-CARE Comparison	 SOUTHERN CALIFORNIA EDISON®			 CPA CLEAN POWER ALLIANCE		
	SCE Base rate	SCE Green Rate* 50% renewable	SCE Green Rate* 100% renewable	CPA Lean Power	CPA Clean Power	CPA 100% Green Power
Generation Rate (\$/kWh)	\$0.11259	\$0.10051	\$0.08843	\$0.10496	\$0.10804	\$0.11727
SCE Delivery Rate (\$/kWh)	\$0.09400	\$0.09400	\$0.09400	\$0.09400	\$0.09400	\$0.09400
Surcharges (\$/kWh)	\$0.00000	\$0.00656	\$0.01312	\$0.00455	\$0.00455	\$0.00455
Total Costs (\$/kWh)	\$0.20659	\$0.20107	\$0.19555	\$0.20351	\$0.20659	\$0.21582
Average Monthly Bill (\$)	\$116.52	\$113.40	\$110.29	\$114.78	\$116.52	\$121.72

Monthly Usage: 564 kWh

SCE rates current as of June 1, 2022. CPA rates current as of October 1, 2022.



*SCE's Green Rates for 50% and 100% of energy delivery are suspended for all new customers due to full subscription to approved Green Rate resources. SCE will maintain a waitlist for customers interested in participating in the Green Rate program, and as capacity becomes available, SCE will enroll customers on the Green Rate on a first-come, first-served basis.

All of CPA's rate products are open to all customers.

Generation Rate reflects the cost of producing or purchasing electricity to power your residence. This rate will vary depending on your service provider and rate plan.

SCE Delivery Rate is a charge assessed by SCE to deliver electricity to your residence. This rate depends on usage.

Surcharges represent the Cost Responsibility Surcharge (CRS) and Franchise Fee (FF) that are applicable to Community Choice Aggregation (CCA) customers and SCE customers that elect a Green Rate. The CRS is a surcharge to recover costs associated with power purchases made on behalf of customers, prior to a customer's switch to a CCA or SCE Green Rate. The FF recovers taxes owed to a city in exchange for allowing SCE to utilize electrical distribution lines throughout the property of the city. SCE acts as the collection agency for the FF surcharge which is levied by cities and counties for all customers.

2021 Electric Power Generation Mix**	 SOUTHERN CALIFORNIA EDISON®			 CPA CLEAN POWER ALLIANCE		
	SCE (Base)	SCE Green Rate (50%)	SCE Green Rate (100%)	CPA Lean Power	CPA Clean Power	CPA 100% Green Power
Specific Purchases	Percent of Total Retail Sales (kWh)					
Renewable	31.4%	65.7%	100.0%	0.0%	40.6%	100.0%
Biomass & biowaste	0.1%	0.0%	0.0%	0.0%	3.1%	0.0%
Geothermal	5.7%	2.8%	0.0%	0.0%	6.6%	0.0%
Eligible hydroelectric	0.5%	0.3%	0.0%	0.0%	1.1%	0.0%
Solar	14.9%	57.5%	100.0%	0.0%	7.4%	47.9%
Wind	10.2%	5.1%	0.0%	0.0%	22.4%	52.1%
Coal	0.0%	0.0%	0.0%	0.0%	0.0%	0.0%
Large hydroelectric	2.3%	1.1%	0.0%	40.1%	21.6%	0.0%
Natural gas	22.3%	11.1%	0.0%	0.0%	0.0%	0.0%
Nuclear	9.2%	4.6%	0.0%	0.0%	0.0%	0.0%
Other	0.2%	0.1%	0.0%	0.0%	0.0%	0.0%
Unspecified Power***	34.6%	17.3%	0.0%	59.9%	37.8%	0.0%
Total	100.0%	100.0%	100.0%	100.0%	100.0%	100.0%

** Based on SCE and CPA 2021 data provided through the California Energy Commission's Power Source Disclosure program.

*** Unspecified sources of power mean electricity from transactions that are not traceable to specific generation sources.

CPA's privacy policy is available at <https://cleanpoweralliance.org/privacy-policy/>.

If you need assistance to find out your current rate or if you have further questions, please contact Clean Power Alliance at cleanpoweralliance.org or (888) 585-3788 and SCE at sce.com/cca or (800) 974-2356.