



Presorted
Standard U.S.
Postage
PAID
Los Angeles, CA
Permit No 3564

Your power choices.


Choose the energy source and rate plan that's right for you.

This is an annual mailer from Clean Power Alliance and Southern California Edison (SCE) that allows you to compare your rate choices and the sources of your energy and select the option that best suits you and your business.

For more information: call Clean Power Alliance at 888-585-3788 or visit cleanpoweralliance.org, or call SCE at 800-974-2356 or visit sce.com/cca.

Understanding your energy choices.

The purpose of this mailer is to help you make a comparison between Clean Power Alliance and SCE rates and see the renewable energy mix of each to decide which service and rate works for you. The charts below illustrate the estimated electricity costs for a typical business customer with an average monthly energy usage of 933 kilowatt hours (kWh). This comparison is based on Clean Power Alliance rates approved by its Board of Directors and effective as of July 1, 2021. SCE rate options are based on rates effective October 1, 2021. Both Clean Power Alliance and SCE's rates are subject to change.

| 2021 Schedule TOU-GS-1-E Comparison |  | | | | | |
|---|--|---------------------------------|----------------------------------|-------------------|--------------------|-------------------------|
| | SCE Base rate | SCE Green Rate 50% renewable | SCE Green Rate 100% renewable | CPA Lean Power | CPA Clean Power | CPA 100% Green Power |
| Generation Rate (\$/kWh) | \$0.09413 | \$0.08283 | \$0.07153 | \$0.08668 | \$0.08891 | \$0.09430 |
| SCE Delivery Rate (\$/kWh) | \$0.14216 | \$0.14216 | \$0.14216 | \$0.14216 | \$0.14216 | \$0.14216 |
| Surcharges (\$/kWh) | \$0.00000 | \$0.00968 | \$0.01935 | \$0.02382 | \$0.02382 | \$0.02382 |
| Total Costs (\$/kWh) | \$0.23629 | \$0.23467 | \$0.23304 | \$0.25266 | \$0.25489 | \$0.26028 |
| Average Monthly Bill (\$) | \$220.46 | \$218.95 | \$217.43 | \$235.73 | \$237.81 | \$242.84 |

Monthly Usage: 933 kWh



SCE rates current as of October 1, 2021. CPA rates current as of July 1, 2021.

SCE's 50% and 100% rates are open to all customers, subject to participation caps. All of CPA's rate products are open to all customers.

Generation Rate reflects the cost of producing or purchasing electricity to power your business. This rate will vary depending on your service provider and rate plan.

SCE Delivery Rate is a charge assessed by SCE to deliver electricity to your business. This rate depends on usage.

Surcharges represent the Cost Responsibility Surcharge (CRS) and Franchise Fee (FF) that are applicable to Community Choice Aggregation (CCA) customers and SCE customers that elect a Green Rate. The CRS is a surcharge to recover costs associated with power purchases made on behalf of customers, prior to a customer's switch to a CCA or SCE Green Rate. The FF recovers taxes owed to a city in exchange for allowing SCE to utilize electrical distribution lines throughout the property of the city. SCE acts as the collection agency for the FF surcharge which is levied by cities and counties for all customers.

| Electric Power Generation Mix* |  | | |  | | |
|-----------------------------------|---|-------------------------|--------------------------|---|--------------------|-------------------------|
| | SCE (Base) | SCE Green Rate (50%) | SCE Green Rate (100%) | CPA Lean Power | CPA Clean Power | CPA 100% Green Power |
| Specific Purchases | Percent of Total Retail Sales (kWh) | | | | | |
| Renewable | 30.9% | 65.4% | 100% | 40.7% | 50.1% | 100.0% |
| Biomass & biowaste | 0.1% | 0.1% | 0% | 0.0% | 2.5% | 0.0% |
| Geothermal | 5.5% | 2.8% | 0% | 2.2% | 17.9% | 0.0% |
| Eligible hydroelectric | 0.8% | 0.4% | 0% | 0.0% | 1.8% | 0.0% |
| Solar | 15.1% | 57.6% | 100% | 0.6% | 16.5% | 70.4% |
| Wind | 9.4% | 4.7% | 0% | 37.9% | 11.4% | 29.6% |
| Coal | 0.0% | 0.0% | 0% | 0.0% | 0.0% | 0.0% |
| Large hydroelectric | 3.3% | 1.6% | 0% | 4.5% | 9.1% | 0.0% |
| Natural gas | 15.2% | 7.6% | 0% | 0.1% | 0.1% | 0.0% |
| Nuclear | 8.4% | 4.2% | 0% | 0.0% | 0.0% | 0.0% |
| Other | 0.3% | 0.2% | 0% | 0.2% | 0.2% | 0.0% |
| Unspecified Power** | 42.0% | 21.0% | 0% | 54.5% | 40.5% | 0.0% |
| Total | 100% | 100% | 100% | 100% | 100% | 100% |

* Based on SCE and CPA 2020 data provided through the California Energy Commission's Power Source Disclosure program.

** Unspecified sources of power mean electricity from transactions that are not traceable to specific generation sources.

If you want to find out which rate you are on or if you have further questions, please contact
Clean Power Alliance at cleanpoweralliance.org or (888) 585-3788 and SCE at sce.com/cca or (800) 974-2356.