



PO Box 13696
Los Angeles, CA 90013



Presorted
Standard U.S.
Postage
PAID
Los Angeles, CA
Permit No 2342



Your power choices.

Choose the energy source and rate plan that's right for you.

You now have a choice when it comes to your energy supply. Clean Power Alliance and Southern California Edison (SCE) encourage you to compare your choices and select the option that suits you best.

Understanding your energy choices.

This comparison illustrates the estimated electricity costs for a typical residential customer within Clean Power Alliance's service territory with an average monthly consumption of 554 kilowatt hours (kWh). This comparison is based on Clean Power Alliance rates approved by the Board of Directors and effective as of April 4, 2019. SCE rate options are based on rates published April 12, 2019. Both Clean Power Alliance and SCE's rates are subject to change.

2019 Schedule Domestic-CARE Rate Comparison						
	SCE Base rate	SCE Green Rate 50% renewable	SCE Green Rate 100% renewable	Lean Power 36% renewable	Clean Power 50% renewable	100% Green Power 100% renewable
Generation Rate (\$/kWh)	\$0.09146	\$0.09705	\$0.10265	\$0.05926	\$0.06109	\$0.07664
SCE Delivery Rate (\$/kWh)	\$0.04364	\$0.04364	\$0.04364	\$0.03861	\$0.03861	\$0.03861
Surcharges (\$/kWh)	N/A	\$0.01477	\$0.02954	\$0.03540	\$0.03540	\$0.03540
Total Costs (\$/kWh)	\$0.13510	\$0.15546	\$0.17583	\$0.13327	\$0.13510	\$0.15065
Average Monthly Bill (\$)	\$74.85	\$86.12	\$97.41	\$73.83	\$74.85	\$83.46



Monthly Usage: 554 kWh

Rates current as of April 2019.

Generation Rate reflects the cost of producing or purchasing electricity to power your business. This rate will vary depending on your service provider and rate plan.

SCE Delivery Rate is a charge assessed by SCE to deliver electricity to your business. This rate depends on usage.

Surcharges represent the Cost Responsibility Surcharge (CRS) and Franchise Fee (FF) that are applicable to Community Choice Aggregation (CCA) customers. The CRS is a surcharge to recover costs associated with power purchases made on behalf of customers, prior to a customer's switch to a CCA. The FF recovers taxes owed to a city in exchange for allowing SCE to utilize electrical distribution lines throughout the property of the city. SCE acts as the collection agency for the FF surcharge which is levied by cities and counties for all customers.

Electric Power Generation Mix*						
	SCE (Base)	SCE Green Rate (50%)	SCE Green Rate (100%)	Lean Power	Clean Power	100% Green Power
Specific Purchases	Percent of Total Retail Sales (kWh)					
Renewable	36%	68%	100%	36%	61%	100%
Biomass & biowaste	1%	0%	0%	0%	0%	0%
Geothermal	8%	4%	0%	0%	0%	0%
Eligible hydroelectric	1%	0%	0%	0%	0%	0%
Solar	13%	57%	100%	0%	38%	100%
Wind	14%	7%	0%	36%	23%	0%
Coal	0%	0%	0%	0%	0%	0%
Large hydroelectric	4%	2%	0%	64%	39%	0%
Natural gas	17%	8%	0%	0%	0%	0%
Nuclear	6%	3%	0%	0%	0%	0%
Other	0%	0%	0%	0%	0%	0%
Unspecified Power**	36%	18%	0%	0%	0%	0%
Total	100%	100%	100%	100%	100%	100%

* Generation data for SCE and CPA represents preliminary 2018 data provided through the California Energy Commission's Power Source Disclosure program.

** Unspecified sources of power mean electricity from transactions that are not traceable to specific generation sources.

If this comparison does not address your current rate plan or if you have further questions, please contact Clean Power Alliance at cleanpoweralliance.org or (888) 585-3788 and SCE at sce.com or (800) 974-2356.