





Your power choices.

Choose the energy source and rate plan that's right for your business.

Clean Power Alliance is California's new locally operated electricity provider offering clean, renewable energy choices for businesses in your area!

For the first time, you now have a choice when it comes to your energy. Clean Power Alliance and Southern California Edison (SCE) encourage you to compare your choices and select the option that suits your business best.

Understanding your energy choices.

2018 Schedule TOU-GS-1-A Commercial Rate Comparison*	 SOUTHERN CALIFORNIA EDISON®			 CLEAN POWER ALLIANCE		
	SCE	SCE Green Rate 50% renewable	SCE Green Rate 100% renewable	36% renewable	50% renewable	100% renewable
Generation Rate (\$/kWh)	\$,08750	\$,09728	\$,10705	\$,06894	\$,06977	\$,08394
SCE Delivery Rate (\$/kWh)	\$,09695	\$,09695	\$,09695	\$,09695	\$,09695	\$,09695
Surcharges (\$/kWh)	N/A	N/A	N/A	\$,01332	\$,01332	\$,01332
Total Costs (\$/kWh)	\$,18445	\$,19423	\$,20400	\$,17921	\$,18004	\$,19421
Average Monthly Bill (\$)	\$184.82	\$194.62	\$204.41	\$179.56	\$180.40	\$194.59

Monthly Usage: 1,002 kWh

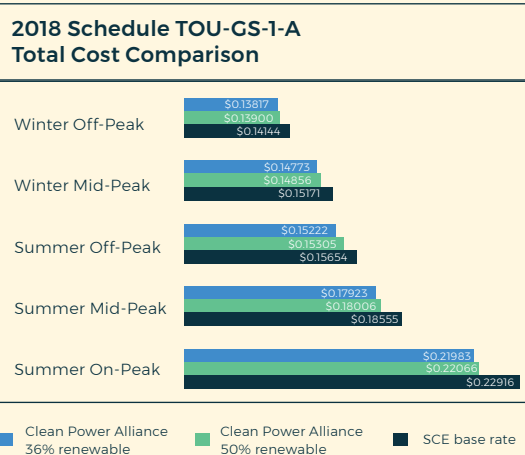
Clean Power Alliance rates current as of June 25, 2018



* This comparison illustrates the estimated electricity costs for a typical small commercial customer within Clean Power Alliance's service territory with an average monthly consumption of 1,002 kilowatt hours (kWh). This comparison is based on Clean Power Alliance rates approved by the Board of Directors on April 5, 2018 and effective as of June 25, 2018. SCE rate options are based on rates published January 1, 2018. Both Clean Power Alliance and SCE's rates are subject to change.

Generation Rate reflects the cost of producing or purchasing electricity to power your business. This rate will vary depending on your service provider and rate plan.

SCE Delivery Rate is a charge assessed by SCE to deliver electricity to your business. This rate depends on usage.

Surcharges represent the Cost Responsibility Surcharge (CRS) and Franchise Fee (FF) that are applicable to Community Choice Aggregation (CCA) customers. The CRS is a surcharge to recover costs associated with power purchases made on behalf of customers, prior to a customer's switch to a CCA. The FF recovers taxes owed to a city in exchange for allowing SCE to utilize electrical distribution lines throughout the property of the city. SCE acts as the collection agency for the FF surcharge which is levied by cities and counties for all customers.



Electric Power Generation Mix*	 SOUTHERN CALIFORNIA EDISON®			 CLEAN POWER ALLIANCE		
	SCE Base Rate	Green Rate 50% renewable	Green Rate 100% renewable	36% renewable	50% renewable	100% renewable
Specific Purchases	Percent of Total Retail Sales (kWh)					
Renewables	28%	64%	100%	36%	50%	100%
Biomass & Biowaste	1%	0%	0%	A breakdown of specific Clean Power Alliance renewable sources is not yet available and will be provided at a future date.		
Geothermal	7%	4%	0%			
Small Hydroelectric	0%	0%	0%			
Solar Electric	10%	55%	100%			
Wind	10%	5%	0%			
Non-Renewable	72%	36%	0%	64%	50%	0%
Coal	0%	0%	0%	0%	0%	0%
Large Hydroelectric	6%	3%	0%	51%	37%	0%
Natural Gas	19%	10%	0%	0%	0%	0%
Nuclear	6%	3%	0%	0%	0%	0%
Other	0%	0%	0%	0%	0%	0%
Unspecified Sources**	41%	20%	0%	13%	13%	0%
Total	100%	100%	100%	100%	100%	100%

* SCE's generation data represents the most recent data provided through the California Energy Commission's Power Source Disclosure program. Clean Power Alliance's generation data represents 2018 estimates based on executed and anticipated contracts.

** Unspecified sources of power mean electricity from transactions that are not traceable to specific generation sources.

If this comparison does not address your current rate plan or if you have further questions, we would love to hear from you! Please visit us at cleanpoweralliance.org or call us at (888) 585-3788. You can also reach SCE at (800) 974-2356 or sce.com.